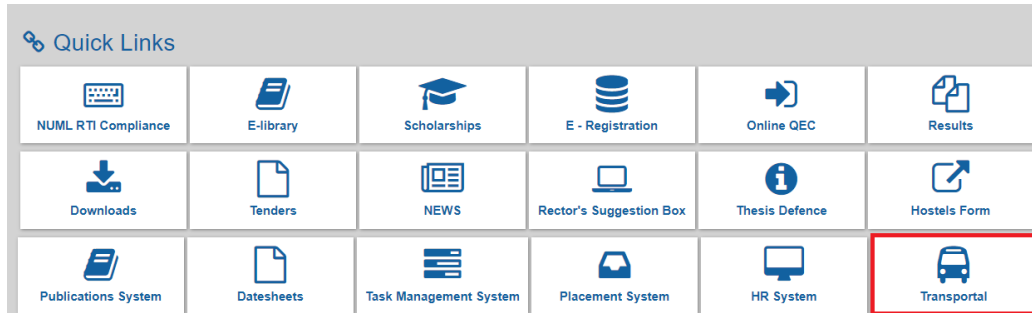


NUML Transportal

Student Guide

1- Main Page

Go to NUML main website numl.edu.pk



2- NUML Transportal

You have to create Accounts to apply online. Link: transport.numl.edu.pk




If you already have account,
click here

To create new account,
click here

3- Sign Up

Please provide your valid/active email address because in case you forgot your password then the password will be sent to you on provided email address.



STUDENT SIGN UP

Enter your Full name, Email and Password

Full Name

Email Address

Password


SIGN UP

© 2022, Developed by ICT - NUML

Click the button to Signup

4- Sign-In

Enter your email and Password to Sign-In



Log In

Enter your email and Password

SIGN IN

[Sign Up](#) | [Forgot Password?](#)

© 2022, Designed by ICT - NUML

Press Sign-In button

5- Student Profile

After Login you will have this student profile on your screen. Enter your details then press Update button.

Note: You must read the instructions before uploading the profile picture on your portal.

Profile
Dashboard / Edit Student

PLEASE COMPLETE YOUR PROFILE FIRST TO PROCEED.

EDIT STUDENT

STUDENT UNIVERSITY INFORMATION

System/ Registration ID:* REG NO
Campus:* Select
Faculty:* Select
Department:* Select
Degree:* Select
Program:* Select
Shift:* Morning

STUDENT PERSONAL INFORMATION

Full Name:* TEST7
Gender:* Select
Contact No:* 0300-0000000
Email Address:* test7@numLedu.pk
CNIC:* 00000-0000000-0
Present Address:*
Permanent Address:*

Profile Picture:*
Drag and drop a file here or click
• Image size not be greater than 2MB. To reduce image file size please Click Here.
• Only PNG/JPEG image is allowed

IN CASE OF EMERGENCY CONTACT DETAILS

Emergency Name:*
Contact No:*
Relation:*

Update

6- Transport Information

After competing your profile, you can apply for Transport facility.

TRANSPORT INFORMATION

To Avail Transport Facility Please register yourself for Session Fall 2022

Apply

- Upload previous Transport Fee Voucher
- Select Route -> Stop -> Duration
- Please make sure that you have entered valid information.

Note: You cannot change the information after pressing Submit button.

TRANSPORT INFORMATION

Have you availed NUML Transport Facility before? Yes No

Upload Previous Transport Challan/ Bus Card: 58c1a445c6f1...fe441a5b.jpg

Suitable Route: (Route No 32 is for Wah Cantt/Taxila)

Suitable Stop:

Duration: (# of months)

Route Fee will be Rs.18500/-

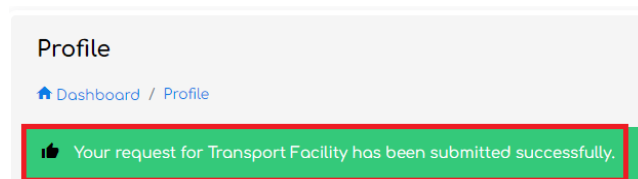
F-7/1,2,3,4 → F-8/1,2,3,4 → 15 stop → TNT → University → University

Select your Route, Stop and Duration from the dropdown

Choose image from your device

7- Submit

Review and submit your application. After pressing submit button you will receive success message on your screen.



Now wait for the fee voucher from Transport office. They will verify your details and after verification they will send your fee voucher on your portal.

TRANSPORT INFORMATION

Route:	Route No 1
Route Timing:	Morning
Stop:	F-7/1,2,3,4
Session:	Fall 2022

Your Request has been submitted successfully. Please be patient, one of our team member is working on your request. 🔄

8- Fee voucher

After shortlisted by the Transport office student will receive Fee voucher on their portal.

TRANSPORT INFORMATION

Route:	Route No 1
Route Timing:	Afternoon
Stop:	F-7/1,2,3,4
Session:	Fall 2022

🔔 Your request for NUML transport Facility has been approved, please pay Transport Fee Challan at your earliest. TRANSPORT FEE CHALLAN DUE DATE IS

2022

Print

🔔 FIRST COME, FIRST SERVED POLICY WILL BE IMPLEMENTED. Please Upload the Paid Transport Challan at your earliest.

Drag and drop a file here or click

- Image size not be greater than 2MB. To reduce image file size please [Click Here](#).
- Only PNG/JPEG image is allowed


Upload

Click on the Print button to Fee voucher


Upload paid fee voucher copy

9- Final Verification


Soon your Fee Voucher is verified your seat will be confirmed by the Transport office.

 **FIRST COME, FIRST SERVED POLICY WILL BE IMPLEMENTED.** Transport Challan has been uploaded successfully. Please be patient, one of our team member is working on your request.

- Image size not be greater than 2MB. To reduce image file size please [Click Here](#).
- Only PNG/JPEG image is allowed

 **BUS CARD OBTAINING PROCEDURE:**
After successful submission of scanned copy of paid NUML Transport Challan, Students are advised to bring following documents to Transport Office at earliest:

- Paid Copy of NUML Transport Challan
- 1x photograph of size 1x1

 **YOU HAVE BEEN APPROVED TO AVAIL NUML TRANSPORT FACILITY.**

Route:	Route No 1
Route Timing:	Afternoon
Stop:	F-7/1,2,3,4
Session:	Fall 2022
Expired on:	<input type="text"/>